

SENSA Needs Assessment

Instructions: Answer the following questions to assess for the clients needs and how to meet them. Choose one of the Eco maps below to complete with the client. (The complete Eco map allows for more detailed information about the client's relationships to the stakeholders in their life, while the simplified form allows for a more straightforward assessment.

Name:	Key Stakeholders (<i>Name, room</i>)	Ok to contact
DOB:	Social worker:	_____
Contact:	Guidance counselor:	_____
City, State:	Other key school staff:	_____
Key concerns:	Parent:	_____
	Other family member:	_____
	Other key stakeholder:	_____

Resource domain	Specific needs (detail the specific resources the client needs in this domain)	Needed
Food		
Cash		
Housing		
Health insurance		
Mental health		
Pre-/postnatal healthcare		
Pre-/postnatal supplies		
Birth plan		
Safety plan		
Self care plan		
Other:		

Next Steps	
1.	
2.	
3.	



Instructions: Add the client's name to the hexagon in the center. In the circles around the hexagon, add names of key stakeholders in the client's life. Attach each circle to the hexagon using the appropriate line in the key.

Key:

Close



Distanced



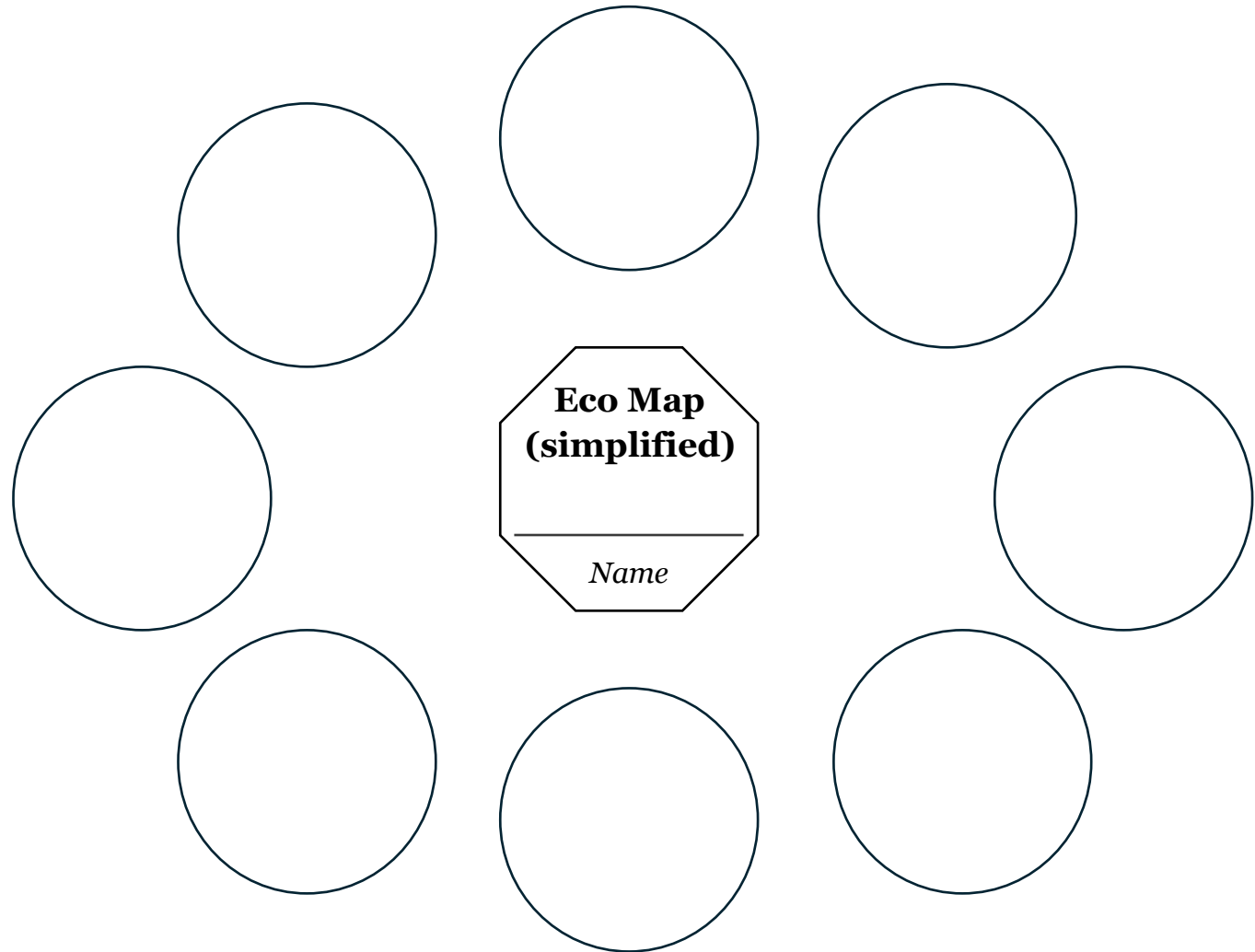
Conflict



Two way
energy/effort







One way
energy/effort



Instructions: Add the client's name to the hexagon in the center. Add circles around the hexagon to depict key stakeholders in the client's life. Use the distance of the circles from the hexagon to depict how close the client is to each stakeholder. Expand to stakeholders in the lives of the client's stakeholders as needed. Attach each circle to the hexagon using the appropriate line in the key.

Key:

- Close 
- Distanced 
- Conflict 
- Two way energy/effort 
- One way energy/effort 